

STAPLES®

Make More Happen

Purchasing a School Tools Kit

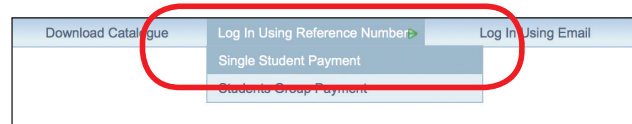


Recommended Browsers



1. Go to <https://staplesschooltools.ca>

2. Click the **Log in Using Reference Number** option from the main menu, then select **Single Student Payment** from the drop down menu:

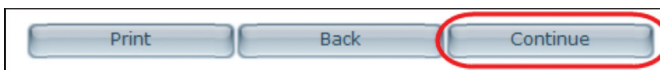


3. Enter the Reference Number exactly as shown in the letter provided from the school, then **Continue**:


Please enter reference number provided by the school

Reference Number:

4. Review the order, and press **Continue** to enter payment information:



5. Enter the student and billing information, and then press **Submit Payment** to confirm.



6. You may print or save your order confirmation. A copy will also be emailed to you at the email address you provided. Click **Finish** to complete the process:



Don't want to pay online? Visit your local Staples store and take the letter from the school along with the order reference number.

Questions?

customer_service@staples.ca

Please share your positive experience with your friends!



Tag us in your post [@staplescanada](#) or [#staples4schools](#)

School Tools